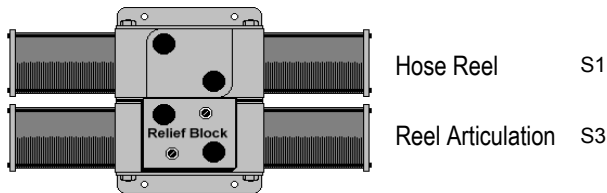


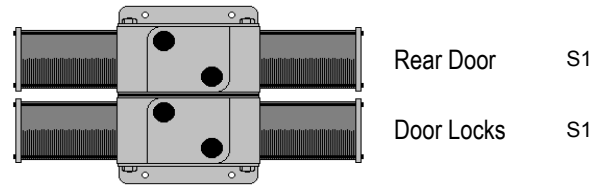
AQUATECH PARTS BULLETIN

This is an informational bulletin on the most common four-way directional hydraulic control valves found on B-Series Aquatech machines.

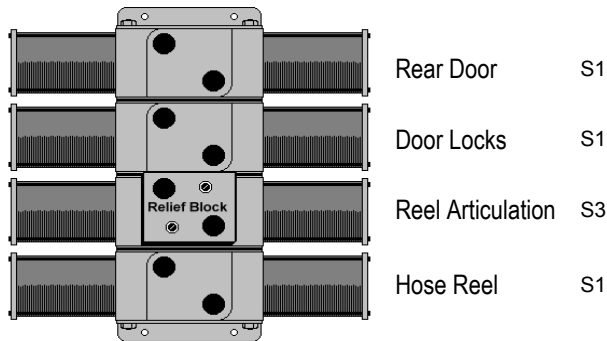
The **A110503** (12V) and **A110503-24** (24V) were used on early model B-Series units with front mounted reels.



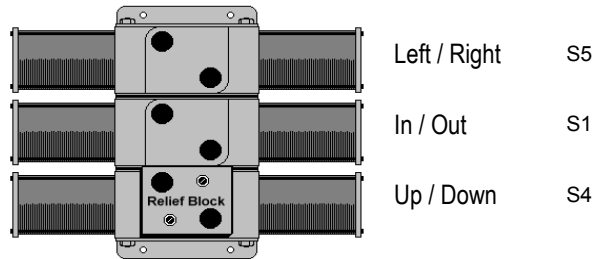
A110503-1 (12V) is used on the rear of later model front reel units to control rear door functions.



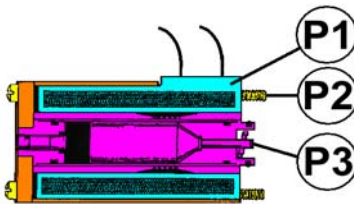
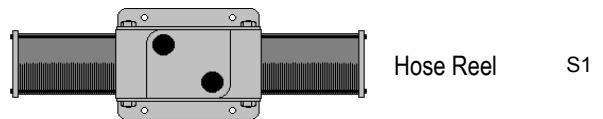
A110517 (12V) and **A110517-24** (24V) valves are used on B-Series units with rear mounted reels. Located on the top right rear of the debris tank.



A110496 (12V) and **A110501** (24V) are used on older B-Series units to control boom function. It was replaced by an integrated valve in the mid 90s. Located next to the boom.



A110486 (12V) is used on some front reel units.



S1, S2, S3, S4 & S5
(Typical Picture)

P1 - 12V Coil (with two 8" wire leads)	A110517-SOL
P1 - 24V Coil (with two 8" wire leads)	A000027
P2 - Solenoid Mounting Bolt (four used per solenoid)	A110517-BOLT
P3 - Stem (Tube & Plunger)	A110517-SC
NI - Spool Valve Seal Kit (services one spool).	A110496-1

**P
A
R
T
S**

NI - Seal Between Valve Sections	A110486-1
S1 - Repl. Single Section, 12V w/wire leads	A110517-AD
S2 - Repl. Single Section, 12V w/wire leads	A110517-SD
S3 - Repl. Single Section, 12V w/relief block & wire leads	A110517-RD
S4 - Repl. Single Section, 12V w/wire leads	A110483
S5 - Repl. Single Section, 12V w/relief block & wire leads	TBA